



# Directional Sign Quote Form

Don't see what you need? We can meet all your custom request, call for more details.

## Step 1: Size & Layout Options

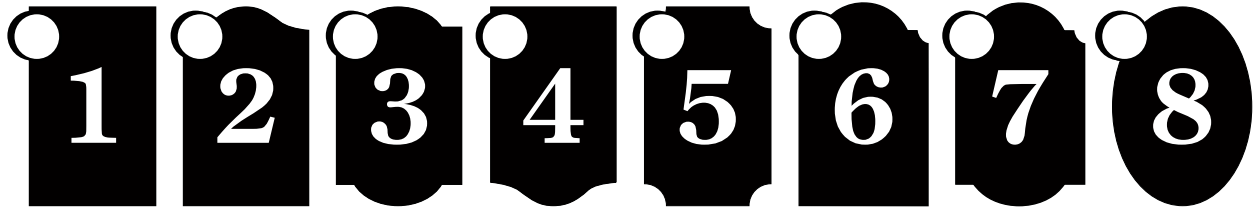
### Required Information:

Shape (See below 1-8)  
 Logo (Clean vector)  
 Text/Info (50 or less)  
 Sketch of Layout  
 Background Color (p. 20)  
 Raised Finish (p. 20)  
 Mounting Style (p. 18)


Provide us with a list of signs required including special characters, arrows, text and logos. Hand drawn sketches of the layout will help us quote and provide approval drawings

Size	Aluminum	Bronze
4" x 10"	DS - 0410 - AL	DS - 0410 - BZ
5" x 10"	DS - 0510 - AL	DS - 0510 - BZ
6" x 12"	DS - 0612 - AL	DS - 0612 - BZ
8" x 10"	DS - 0810 - AL	DS - 0810 - BZ
8" x 12"	DS - 0812 - AL	DS - 0812 - BZ
9" x 12"	DS - 0912 - AL	DS - 0912 - BZ
10" x 12"	DS - 1012 - AL	DS - 1012 - BZ
10" x 14"	DS - 1014 - AL	DS - 1014 - BZ
12" x 14"	DS - 1214 - AL	DS - 1214 - BZ
12" x 16"	DS - 1216 - AL	DS - 1216 - BZ
12" x 18"	DS - 1218 - AL	DS - 1218 - BZ
12" x 20"	DS - 1220 - AL	DS - 1220 - BZ
14" x 20"	DS - 1420 - AL	DS - 1420 - BZ
14" x 22"	DS - 1422 - AL	DS - 1422 - BZ
16" x 22"	DS - 1622 - AL	DS - 1622 - BZ
18" x 24"	DS - 1824 - AL	DS - 1824 - BZ

## Step 2: Choose a Shape (see page 3 in catalogue)



## Step 3: Sign Mounting Style...see next page for post, base & finial options



## Step 4: Directional Sign Colors



More colors are available, call for information. We can also custom color match for an extra charge.

## Step 5: Material & Sign Size

Choose your Tee Sign Material. Not sure what is best for your environment? We can help advise you what material is best suited for your course to achieve maximum longevity.



Bronze  Aluminum  Rolled Gold

# Sign Post, Finial & Decorative Base Options


## Aluminum Post Options



Smooth



Fluted



Square

### DIRECT BURIAL POSTS

DESIGNED FOR USE WITH CONCRETE INSTALLATION. WE RECOMMEND 24" OF POST BURIAL. SIZE AND DEPTH OF CONCRETE VARIES ACCORDING TO LOCAL SOIL CONDITIONS. CONCRETE FOUNDATIONS SHOULD EXTEND ABOVE GROUND LEVEL AND BE LARGER IN DIAMETER THAN THE BASE, TO PREVENT DAMAGE AND ENSURE THE FINISH WILL BE PROTECTED FOR YEARS TO COME.



Length:	3" Smooth	3" Fluted	4" Smooth	4" Fluted	3" Square
8'-0"	SM0308	FL0308	SM0408	FL0408	SQ3308
10'-0"	SM0310	FL0310	SM0410	FL0410	SQ3310
12'-0"	SM0312	FL0312	SM0412	FL0412	SQ3312
14'-0"	SM0314	FL0314	SM0414	FL0414	SQ3314

CHOOSE YOUR POST LENGTH CAREFULLY. BE SURE TO INCLUDE ENOUGH ROOM FOR ALL SIGN COMPONENTS INCLUDING A MINIMUM DIRECT BURIAL DEPTH OF 18-24"

## Decorative Finial Options

\*CERTAIN FINIALS MOUNTING TO 4" POSTS REQUIRE THE ADDITION OF A REDUCER WHICH IS INCLUDED IN THE PRICE OF THE FINIAL



ACORN  
01



GLOBE  
02



PINE  
03



TROPHY  
04



HORSE HEAD  
05



GOLF BALL  
06



SAUCER  
07



FLAME  
08



BALL CAP  
09



NEWEL CAP  
10



CUSTOM  
CALL  
11

Fits Post	01	02	03	04	05	06	07	08	09	10	11
3"	FN-0103	FN-0203	FN-0303	FN-0403	FN-0503	FN-0603	FN-0703	FN-0803	FN-0903	•	•
4"	FN-0104	FN-0204	*FN-0304	*FN-0404	*FN-0504	*FN-0604	*FN-0704	*FN-0804	*FN-0904	•	•
3" x 3"	•	•	•	•	•	•	•	•	•	FN-1033	FN-1133

FINIALS ARE SECURED TO THE POST WITH PROVIDED STAINLESS STEEL SET SCREWS

## Optional Cast Aluminum Bases

**Call us!** We can assist in determining the base that will best suit your needs and budget.



STREETSTYLE  
A  
3" POSTS



DESIGNER  
B  
3" POSTS



CORINTHIAN  
C  
3" & 4" POSTS



CLASSIC  
D  
3" & 4" POSTS



OCTAGON  
E  
3" & 4" POSTS



LEGEND  
F  
3" POSTS



AMERICANA  
G  
3" & 4" POSTS



HANOVER  
H  
3" POSTS



MINI AMERICANA  
I  
3" & 4" POSTS



MAILBOX  
J  
3" & 4" POSTS



### SOLID BASE (SB)

BASE SLIDES OVER THE TOP OF POLE AND RESTS ON THE GROUND OR CONCRETE PAD. BASES ARE LOCKED TO THE POLE WITH STAINLESS STEEL SET SCREWS.



### TWO PIECE (2P)

EASY TO INSTALL, THESE BASES WRAP AROUND NEW OR EXISTING POLES AND LOCK TOGETHER WITH STAINLESS STEEL FASTENERS.

Base Style	A	B	C	D	E	F	G	H	I	J
3" SB	BS-A1	•	BS-C1	BS-D1	BS-E1	•	•	BS-H1	BS-I1	BS-J1
4" SB	•	•	•	BS-D2	BS-E2	BS-F2	BS-G2	•	•	•
3" 2P	BS-A3	BS-B3	BS-C3	BS-D3	•	•	•	•	•	•
4" 2P	BS-A4	•	BS-C4	BS-D4	•	•	•	•	•	•


# Information & Artwork Requirements

## Information Required to Begin an Order...

1. Provide us with a typed list or scorecard with hole numbers, pars, yardage, tee box color, or any additional information you may require on the sign.
2. Once we have all the required information, an approval drawing will be sent to you showing each sign. Please check to verify all the information is correct and sign off on the drawing approving it for production. Fax the signed approval back to start your order.
3. We will need clean vector artwork for all signs with your course logo. See below for more information on acceptable file formats.

## Artwork Requirements & Accepted Formats

In order to create an accurate representation of your logo we need the artwork you provide to be in a specific format. An Adobe Illustrator file converted to outlines (.AI, .EPS) works best for the process. High resolution black and white JPEG artwork also works well, we can convert the file for no additional charge. If artwork is not available we can use what you have to create a logo for an hourly rate. Please call for rates on art charges.



**Clean Vector Artwork  
(Adobe Illustrator File)**

**Bad Artwork  
(Low Resolution JPEG)**

look closely to see the differences in quality. Vector points (blue squares in artwork to left) are a good indicator that the artwork is in the acceptable format. Grainy or blocky edges (right) indicate that the artwork is not acceptable to create your sign.