




# Granite Tablet Tee Sign Quote Form

We will provide concept drawings for your approval, send us your sign information!

## Step 1: Material Color


Choose your Tee Sign Color. Granite tablets are 1.25" in thickness and mounted to a steel mounting plate for additional strength and ease of mounting.



Black

Marble Gray

## Step 2: Shape & Size Options



### STANDARD GRANITE TABLET SIGN SIZES

12" x 18"

14" x 20"

Custom Shapes & Sizes available upon request

## Step 3: Standard Color Fill Options



GOLD

#5 GREEN


RED



SILVER

PINK

DARK GREEN



BRONZE SHADOW

FLESH

LEAF GREEN



DARK BROWN

MAROON

LIGHT GREEN



TAN

VIOLET

LIGHT YELLOW



RUST RED

BLUE

GOLDEN YELLOW



PURPLE

WARM BROWN

LIGHT BLUE

## Step 2: Mounting Styles



Welded Yard Arm



Direct Mount

## Need Mounting Posts?



Granite Tablets can be mounted one of two ways. The "Welded Yard Arm" (shown to the left) is an 8'-0", 3" diameter post. Tablets can also be mounted "Direct Mounted" to any standard profile post, call us for available sizes and lengths.

Posts must be ordered with Granite Tablet Signs. Call our customer service department for assistance with custom mountings or to obtain detailed instructions on how signs are mounted.

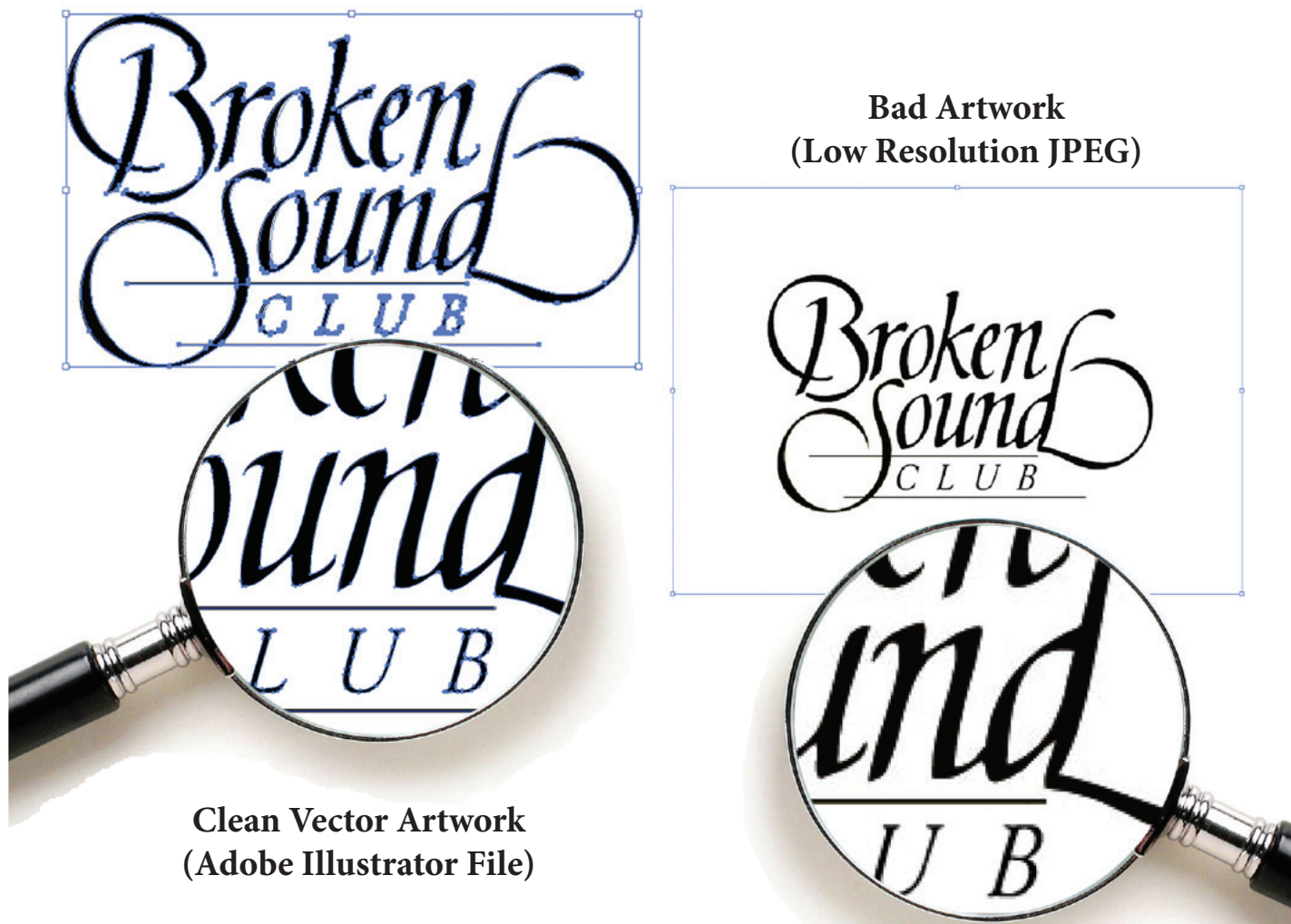
# Information & Artwork Requirements

## Information Required to Begin an Order...

1. Provide us with a typed list or scorecard with hole numbers, pars, yardage, tee box color, or any additional information you may require on the sign.
2. Once we have all the required information, an approval drawing will be sent to you showing each sign. Please check to verify all the information is correct and sign off on the drawing approving it for production. Fax the signed approval back to start your order.
3. We will need clean vector artwork for all signs with your course logo. See below for more information on acceptable file formats.

## Artwork Requirements & Accepted Formats

In order to create an accurate representation of your logo we need the artwork you provide to be in a specific format. An Adobe Illustrator file converted to outlines (.AI, .EPS) works best for the process. High resolution black and white JPEG artwork also works well, we can convert the file for no additional charge. If artwork is not available we can use what you have to create a logo for an hourly rate. Please call for rates on art charges.



look closely to see the differences in quality. Vector points (blue squares in artwork to left) are a good indicator that the artwork is in the acceptable format. Grainy or blocky edges (right) indicate that the artwork is not acceptable to create your sign.